

Hinges

Zinc die casting, with spring-loaded return

SPECIFICATION

Types

- Type **L2**: Spring-loaded return, closing, medium spring force
- Type **R2**: Spring-loaded return, opening, medium spring force

Zinc die casting **ZD**

plastic coated

black, RAL 9005, textured finish **SW**

silver, RAL 9006, textured finish **SR**

Spring guide / Cover cap

Plastic (Polyacetal POM)

temperature resistant up to 80 °C

Torsion spring

Spring steel



INFORMATION

GN 437.3 Hinges with a spring-loaded return allow doors to be automatically opened and closed by means of the torsion spring. The return torque varies with the hinge opening angle. Endurance tests have shown that the torque does not change even after 100,000 opening / closing cycles.

The following table shows the relationship between the opening angle and return torque.

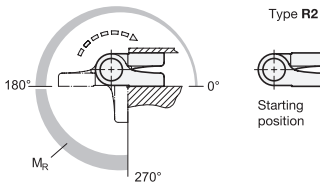
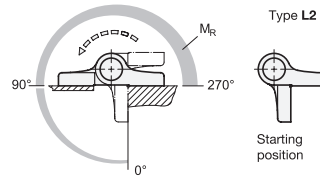
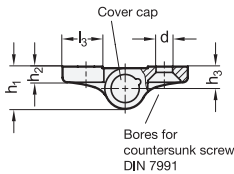
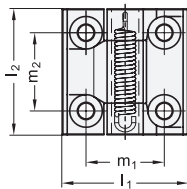
Return torque $M_R \pm 10\%$ in Nm			
0°	90°	180°	270°
0.25	0.5	0.75	1

TECHNICAL INFORMATION

- Plastic characteristics (see page A2)

ACCESSORY

- Stainless Steel-Spacer plates GN 2370 (see page 1392)
- Stainless Steel-Plates with tapped holes GN 2372 (see page 1393)



GN 437.3

Description	l1	l2	d	h1	h2	h3	l3	m1	m2	max. return torque $M_R \pm 10\%$ in Nm	⚖️
GN 437.3-ZD-60-60-L2-SR	60	60	8.3	18.5	7.5	9.5	20	36	36	1	150
GN 437.3-ZD-60-60-L2-SW	60	60	8.3	18.5	7.5	9.5	20	36	36	1	150
GN 437.3-ZD-60-60-R2-SR	60	60	8.3	18.5	7.5	9.5	20	36	36	1	150
GN 437.3-ZD-60-60-R2-SW	60	60	8.3	18.5	7.5	9.5	20	36	36	1	150